

Republic of the Philippines
DEPARTMENT OF SCIENCE AND TECHNOLOGY
Regional Science and Technology Center No. IV-B MIMAROPA
STATEMENT OF ALLOTMENT, OBLIGATION AND BALANCES
as of September 30, 2018

PIA/P Allotment Class/Object of Expenditures	EXP. CLS.	OBJ. CLS.	Allotment Received	Obligations Incurred		Unobligated Balance of Allotment	Remarks
				This Report	To Date		
A. PROGRAMS AND ACTIVITIES							
III. Operations							
a. Funding assistance to Science & Technology Assistance							
2. Regional Offices							
a. Extension and enhancement of Science & Technology activities including Grants-in-Aid (GIA Projects)							
PERSONAL SERVICES	100						
Salaries and Wages - Regular		5010101001	16,628,366.02	1,353,725.50	11,916,478.50	4,711,887.52	
OTHER COMPENSATION							
Personnel Economic Relief Allowance (PERA)		5010201001	984,000.00	76,000.00	676,000.00	308,000.00	
Representation Allowance (RA)		5010202000	228,000.00	19,000.00	171,000.00	57,000.00	
Transportation Allowance (TA)		5010203000	228,000.00	17,545.46	162,409.11	65,590.89	
Uniform/Clothing Allowance		5010204001	222,000.00	-	222,000.00	-	
Mid Year Bonus		5010299036	1,457,000.00	-	1,332,116.00	124,884.00	
Year End Bonus		5010214001	1,457,000.00	-	-	1,457,000.00	
Cash Gift		5010215001	205,000.00	-	-	205,000.00	
Productivity Enhancement Incentive		5010299012	205,000.00	-	-	205,000.00	
Terminal Leave Benefits		5010403001	713,633.98	713,633.98	713,633.98	-	
Other Personnel Benefits		5010499099	122,000.00	122,000.00	122,000.00	-	
PERSONNEL BENEFIT CONTRIBUTIONS							
Pag-IBIG Contributions		5010302001	49,000.00	3,600.00	33,800.00	15,200.00	
PhilHealth Contributions		5010303001	166,000.00	15,288.64	142,669.05	23,330.95	
Employees Comp. Insurance Premiums		5010304001	49,000.00	3,700.00	33,900.00	15,100.00	
Total - Salaries and Other Compensation			22,714,000.00	2,324,493.58	15,526,006.64	7,187,993.36	
MAGNA CARTA BENEFITS RA 8439							
Subsistence Allowance		5010205002	1,624,000.00	94,250.00	865,225.00	758,775.00	
Laundry Allowance		5010206003	246,000.00	21,000.00	168,000.00	78,000.00	
Hazard Pay		5010211004	3,113,000.00	300,953.36	2,557,035.19	555,964.81	
Longevity Pay		5010212003	1,028,000.00	76,738.15	682,223.55	345,776.45	
Total - MAGNA CARTA BENEFITS RA 8439			6,011,000.00	492,941.51	4,272,483.74	1,738,516.26	
Total PERSONAL SERVICES			28,725,000.00	2,817,435.09	19,798,490.38	8,926,509.62	
Maintenance & Other Operating Expenses							
TRAVELING EXPENSES							
Traveling - Local	200	5020101000	1,200,000.00	164,668.00	422,007.40	777,992.60	
Traveling - Foreign		5020102000	200,000.00	33,974.85	177,873.29	22,126.71	
TRAINING & SCHOLARSHIP EXPENSES							
Training Expenses		5020201000	100,000.00	5,000.00	66,037.76	33,962.24	
SUPPLIES & MATERIALS EXPENSES							
Office Supplies Expenses		5020301000	1,000,000.00	226,701.46	509,754.27	490,245.73	
Semi-expendable Exp. -Machinery		5020306000	30,000.00	-	4,076.00	25,924.00	
Fuel, Oil and Lubricants Expenses		5020309000	250,000.00	8,472.35	63,087.60	186,912.40	
UTILITY EXPENSES							
Water Expenses		5020401000	250,000.00	6,958.93	68,623.04	181,376.96	
Electricity Expenses		5020402000	600,000.00	20,142.59	573,861.52	26,138.48	
COMMUNICATION EXPENSES							
Postage and Courier Expenses		5020501000	120,000.00	388.00	13,393.00	106,607.00	
Telephone - Mobile		5020502001	215,000.00	9,430.41	36,869.88	178,130.12	
Telephone - Landline		5020502002	300,000.00	4,239.13	47,439.29	252,560.71	
Internet Subscription Expenses		5020503000	110,000.00	2,997.00	30,246.00	79,754.00	
AWARDS/REWARDS & PRIZES							
Awards/Rewards Expenses		5020601000	32,196.90	-	-	32,196.90	
CONFIDENTIAL, INTELLIGENCE & EXTRA-ORDINARY EXPENSES							
Extraordinary Expenses & Miscellaneous Expenses		5021003000	118,000.00	9,800.00	88,200.00	29,800.00	
PROFESSIONAL SERVICES							
Legal Services		5021101000	257,800.00	23,800.00	197,600.00	60,200.00	
Auditing Services		5021102000	5,000.00	-	-	5,000.00	
Consultancy Services		5021103000	4,520.00	-	-	4,520.00	
Other Professional Services		5021199000	116,080.00	600.00	116,080.00	-	
GENERAL SERVICES							
Janitorial Services		5021202000	207,132.25	19,486.00	176,618.25	30,514.00	
Security Services		5021203000	277,429.82	27,949.09	255,378.91	22,050.91	
Other General Services		5021299000	877,637.93	5,366.80	771,046.40	106,591.53	
REPAIRS AND MAINTENANCE							
Building & Other Structures		5021304000	200,000.00	12,856.00	20,311.00	179,689.00	
Machinery & Equipment		5021305000	20,000.00	-	17,570.00	2,430.00	
ICT Equipment		5021305003	25,000.00	-	15,000.00	10,000.00	
Transportation Equipment		5021306000	130,000.00	7,570.00	45,490.70	84,509.30	
Furnitures & Fixtures		5021307000	19,400.00	6,500.00	6,500.00	12,900.00	
FINANCIAL ASSISTANCE/SUBSIDY							
Subsidies - Others		5021499000	79,269,000.00	8,217,916.13	65,970,419.70	13,298,580.30	
Subsidies - Others		5021499000					
Local GIA			41,669,000.00	7,346,458.67	30,954,766.32	10,714,233.68	
SETUP			37,600,000.00	871,457.46	35,015,653.38	2,584,346.62	
TAXES, INSURANCE PREMIUMS & OTHER FEES							
Taxes, Duties & Licenses		5021501000	26,750.00	-	12,228.00	14,522.00	
Fidelity Bond Premiums		5021502000	50,250.00	1,500.00	36,750.00	13,500.00	
Insurance Expenses		5021503000	68,000.00	54,334.57	65,831.80	2,168.20	
OTHER MAINT. & OPERATING EXPENSES							

Republic of the Philippines
DEPARTMENT OF SCIENCE AND TECHNOLOGY
Regional Science and Technology Center No. IV-B MIMAROPA
STATEMENT OF ALLOTMENT, OBLIGATION AND BALANCES
as of September 30, 2018




PIA/P Allotment Class/Object of Expenditures	EXP. CLS.	OBJ. CLS.	Allotment Received	Obligations Incurred		Unobligated Balance of Allotment	Remarks
				This Report	To Date		
Advertising Expenses		5029901000	10,000.00	-	-	10,000.00	
Printing and Publication Expenses		5029902000	70,000.00	54,000.00	64,128.00	5,872.00	
Representation Expenses		5029903000	290,000.00	34,981.77	165,684.07	124,315.93	
Transportation & Delivery Expenses		5029904000	10,000.00	-	1,240.00	8,760.00	
Rents - Building & Structure		5029905001	332,803.10	33,280.31	299,522.79	33,280.31	
Rents - Land		5029905002	300.00	-	300.00	-	
Rents - Equipment		5029905005	9,700.00	-	-	9,700.00	
Membership Dues & Contributions to Organizations		5029906000	26,000.00	-	26,000.00	-	
Subscription Expenses		5029907000	12,000.00	1,634.00	8,194.00	3,806.00	
Other Maintenance and Operating Expenses		5029900000	5,000.00	-	-	5,000.00	
Total Maintenance & Other Operating Expenses			86,845,000.00	8,994,547.39	70,373,362.67	16,471,637.33	
CAPITAL OUTLAY	300						
Information & Communication Technology		5060405003	2,197,365.20	278,539.00	2,093,763.00	103,602.20	
Printing Equipment		5060405012	242,800.00	-	242,800.00	-	
ICT Software		5060602000	467,834.80	-	467,834.80	-	
Total Capital Outlay			2,908,000.00	278,539.00	2,804,397.80	103,602.20	
Total Programs and Activities			118,478,000.00	12,090,521.48	92,976,250.85	25,501,749.15	
TOTAL PROGRAMS/ ACTIVITIES/PROJECTS			118,478,000.00	12,090,521.48	92,976,250.85	25,501,749.15	
OTHER RELEASES							
Current SAA from DOST-CO							
Maint. & Other Operating Expenses Function : 168003020100000							
SAA No. 02-2018-009	200	5021405000	349,084.00	59,130.12	312,427.49	36,656.51	
Date: February 1, 2018 For the Project "One Expert (EI): A One-Stop Portal for Science and Technology Consultancy & Technical Services".							
No. 03-2018-023	300	5021405000	88,484.00		88,484.00	-	
Date: March 12, 2018 For the Project: "Strengthening of DOST Regional Metrology Laboratory Service-Phase II"							
No. 04-2018-032	200	5021405000	3,397,794.80	237,501.03	642,650.18	2,755,144.62	
Date: April 2, 2018 Release of funds for the project "Community Empowerment through Science and Technology - Upscaling for Progress (CEST-UP) for MIMAROPA"							
No. 05-2018-047	200	5021405000	2,350,228.80	1,480,573.39	1,951,263.92	398,964.88	
Date: May 10, 2018 For the Project: "Strengthening of DOST Regional Metrology Laboratory Service-Phase II"							
No. 06-2018-070	200	5021405000	1,475,028.80	237,804.75	811,615.11	663,413.69	
Date: June 1, 2018 Release of funds for the project "Enhancing OneLab for Global Competitiveness"							
No. 06-2018-079	200	5021405000	864,000.00	39,155.48	755,010.00	108,990.00	
Date: June 1, 2018 Release of funds for the project "2018 DOST Regional Offices NSTW Fora and BEST SETUP Adopter Awards"							
No. 07-2018-104	200	5021405000	298,616.00	80,957.50	94,943.41	203,672.59	
Date: July 4, 2018 Release of funds for the project "Optimization of the Operational Capabilities of Hydromet Sensors in Line with International Standards (WMO Standards) for Effective Weather, Flood Warning (CBFEWS) and Application to Research"							
Total - ASA (MOOE) (Function: 310100100001000)			8,823,236.40	2,135,122.27	4,656,394.11	4,166,842.29	
Total Current - ASA			8,823,236.40	2,135,122.27	4,656,394.11	4,166,842.29	
A.1 Pension and Gratuity	100						
Terminal Leave Benefits		5010403001	327,426.00		327,426.00	-	
SARO-BMB-E-18-0011897 dated May 16, 2018		5010403001	995,101.00		995,100.93	0.07	
Terminal Leave Benefits		5010403001	33,856.00		33,856.00	-	
SARO-BMB-E-18-0011897 dated May 16, 2018							
Total - Pension & Gratuity			1,356,383.00	-	1,356,382.93	0.07	
Automatic Appropriations							
Retirement and Life Insurance Premiums (RLIP)	100	5010301000	2,098,000.00	157,243.30	1,429,912.14	668,087.86	
TOTAL RLIP			2,098,000.00	157,243.30	1,429,912.14	668,087.86	
SUB-TOTAL - OTHER RELEASES			3,454,383.00	157,243.30	2,786,295.07	668,087.93	
GRAND TOTAL			130,755,619.40	14,382,887.05	100,418,940.03	30,336,679.37	

Prepared by:

Reviewed by:

Approved by:

Republic of the Philippines
 DEPARTMENT OF SCIENCE AND TECHNOLOGY
 Regional Science and Technology Center No. IV-B MIMAROPA
STATEMENT OF ALLOTMENT, OBLIGATION AND BALANCES
 as of September 30, 2018

P/A/P Allotment Class/Object of Expenditures	EXP. CLS.	OBJ. CLS.	Allotment Received	Obligations Incurred		Unobligated Balance of Allotment	Remarks
				This Report	To Date		
 MAY S. MANALO Administrative Officer V							
			 BOBBY C. MATIRA Chief Administrative Officer				
						 DR. MA. JOSEFINA P. ABILAY Regional Director	