


**STATEMENT OF APPROPRIATIONS, ALLOTMENTS, OBLIGATIONS, DISBURSEMENTS AND BALANCES
As of the Quarter Ending March 31, 2020**

Department: Department of Science and Technology (DOST)
 Agency: Office of the Secretary
 Operating Unit: Regional Office - IVB
 Organization Code (UACS): 19001010017
 Fund Cluster: 01 - Regular Agency Fund


Authorization:
 Report Status: ALL

Particulars	UACS CODE	Appropriation			Allotments			Current Year Obligations		Current Year Disbursements		Balances		
		Authorized Appropriation	Adjustments (Transfer (To)/From, Realignment)	Adjusted Appropriations	Allotments Received	Transfer From	Adjusted Total Allotments	1st Quarter Ending	Total	1st Quarter Ending	Total	Unobligated Allotment	Unpaid Obligations (15-20) = (23+24)	
								Mar-31		Mar-31			Due and Demandable	Not Yet Due and Demandable
1	2	3	4	5=(3+4)	6	9	10=[(6+(-)-7)-8+9]	11	15=(11+12+13+14)	16	20=(16+17+18+19)	22=(10-15)	23	24
I. Agency Specific Budget		120,469,000.00	7,641,991.47	128,110,991.47	120,469,000.00	7,641,991.47	128,110,991.47	30,384,050.16	30,384,050.16	29,655,250.81	29,655,250.81	97,726,941.31	728,799.35	
Specific Budgets of National Government Agencies	1101101	120,469,000.00	7,641,991.47	128,110,991.47	120,469,000.00	7,641,991.47	128,110,991.47	30,384,050.16	30,384,050.16	29,655,250.81	29,655,250.81	97,726,941.31	728,799.35	
General Administration and Support	1000000000000000		2,370,795.00	2,370,795.00		2,370,795.00	2,370,795.00					2,370,795.00		
General Management and Supervision	100000100001000		2,370,795.00	2,370,795.00		2,370,795.00	2,370,795.00					2,370,795.00		
PS														
MOOE			893,415.00	893,415.00		893,415.00	893,415.00					893,415.00		
CO			1,477,380.00	1,477,380.00		1,477,380.00	1,477,380.00					1,477,380.00		
Operations	3000000000000000	120,469,000.00	5,271,196.47	125,740,196.47	120,469,000.00	5,271,196.47	125,740,196.47	30,384,050.16	30,384,050.16	29,655,250.81	29,655,250.81	95,356,146.31	728,799.35	
OO : Increased benefits to Filipinos from scientific knowledge and cutting-edge technological innovations	3100000000000000	120,469,000.00	5,271,196.47	125,740,196.47	120,469,000.00	5,271,196.47	125,740,196.47	30,384,050.16	30,384,050.16	29,655,250.81	29,655,250.81	95,356,146.31	728,799.35	
STRATEGIC SCIENCE AND TECHNOLOGY (S&T) PROGRAM	3101000000000000		5,271,196.47	5,271,196.47		5,271,196.47	5,271,196.47	2,516,629.15	2,516,629.15	2,516,629.15	2,516,629.15	2,754,567.32		
Support to the harmonized national S&T agenda	310100100001000		5,271,196.47	5,271,196.47		5,271,196.47	5,271,196.47	2,516,629.15	2,516,629.15	2,516,629.15	2,516,629.15	2,754,567.32		
MOOE			5,271,196.47	5,271,196.47		5,271,196.47	5,271,196.47	2,516,629.15	2,516,629.15	2,516,629.15	2,516,629.15	2,754,567.32		
S&T PROGRAM FOR REGIONAL AND COUNTRYSIDE DEVELOPMENT	3102000000000000	120,469,000.00		120,469,000.00	120,469,000.00		120,469,000.00	27,867,421.01	27,867,421.01	27,138,621.66	27,138,621.66	92,601,578.99	728,799.35	
Diffusion and transfer of knowledge and technologies and other related projects and activities	310200100001000	83,813,000.00		83,813,000.00	83,813,000.00		83,813,000.00	20,111,436.33	20,111,436.33	19,849,252.32	19,849,252.32	63,701,563.67	262,184.01	
MOOE		83,813,000.00		83,813,000.00	83,813,000.00		83,813,000.00	20,111,436.33	20,111,436.33	19,849,252.32	19,849,252.32	63,701,563.67	262,184.01	
Enhancement of science and technology projects/activities	310200100002000	36,656,000.00		36,656,000.00	36,656,000.00		36,656,000.00	7,755,984.68	7,755,984.68	7,289,369.34	7,289,369.34	28,900,015.32	466,615.34	
PS		29,245,000.00		29,245,000.00	29,245,000.00		29,245,000.00	6,964,021.59	6,964,021.59	6,497,406.25	6,497,406.25	22,280,978.41	466,615.34	
MOOE		7,411,000.00		7,411,000.00	7,411,000.00		7,411,000.00	791,963.09	791,963.09	791,963.09	791,963.09	6,619,036.91		
CO														
II. Automatic Appropriations		2,161,000.00		2,161,000.00	2,161,000.00		2,161,000.00	548,814.96	548,814.96	548,814.96	548,814.96	1,612,185.04		
Retirement and Life Insurance Premiums	1104102	2,161,000.00		2,161,000.00	2,161,000.00		2,161,000.00	548,814.96	548,814.96	548,814.96	548,814.96	1,612,185.04		
Operations	3000000000000000	2,161,000.00		2,161,000.00	2,161,000.00		2,161,000.00	548,814.96	548,814.96	548,814.96	548,814.96	1,612,185.04		
OO : Increased benefits to Filipinos from scientific knowledge and cutting-edge technological innovations	3100000000000000	2,161,000.00		2,161,000.00	2,161,000.00		2,161,000.00	548,814.96	548,814.96	548,814.96	548,814.96	1,612,185.04		
S&T PROGRAM FOR REGIONAL AND COUNTRYSIDE DEVELOPMENT	3102000000000000	2,161,000.00		2,161,000.00	2,161,000.00		2,161,000.00	548,814.96	548,814.96	548,814.96	548,814.96	1,612,185.04		
Enhancement of science and technology projects/activities	310200100002000	2,161,000.00		2,161,000.00	2,161,000.00		2,161,000.00	548,814.96	548,814.96	548,814.96	548,814.96	1,612,185.04		
PS		2,161,000.00		2,161,000.00	2,161,000.00		2,161,000.00	548,814.96	548,814.96	548,814.96	548,814.96	1,612,185.04		
GRAND TOTAL		122,630,000.00	7,641,991.47	130,271,991.47	122,630,000.00	7,641,991.47	130,271,991.47	30,932,865.12	30,932,865.12	30,204,065.77	30,204,065.77	99,339,126.35	728,799.35	
PS		31,406,000.00		31,406,000.00	31,406,000.00		31,406,000.00	7,512,836.55	7,512,836.55	7,046,221.21	7,046,221.21	23,893,163.45	466,615.34	
MOOE		91,224,000.00	6,164,611.47	97,388,611.47	91,224,000.00	6,164,611.47	97,388,611.47	23,420,028.57	23,420,028.57	23,157,844.56	23,157,844.56	73,968,582.90	262,184.01	
FinEX														
CO			1,477,380.00	1,477,380.00		1,477,380.00	1,477,380.00					1,477,380.00		


Certified Correct:


MAY S. MANALO
 Admin. Officer V
 Date:

Certified Correct:


JEFFREY D. VARELA
 Accountant III
 Date:

Recommended By:


BOBBY C. MATIRA
 Chief Admin. Officer
 Date:

Approved By:


DR. MA. JOSEFINA P. ABILAY
 Regional Director
 Date: