



STATEMENT OF APPROPRIATIONS, ALLOTMENTS, OBLIGATIONS, DISBURSEMENTS AND BALANCES
As of Quarter Ending DECEMBER 31, 2017

Department : SCIENCE AND TECHNOLOGY
 Agency : REGIONAL OFFICE IV-B (MIMAROPA)
 Operating Unit :
 Organization Code (UACS) : 190010100000
 Funding Source Code (as clustered) : 01 & 03
 (e.g. Old Fund Code: 101,102, 151)

Particulars	UACS CODE	Appropriations			Allotments					Current Year Obligations		
		Authorized Appropriation	Adjustments (Transfer To/From, Realignment)	Adjusted Appropriations	Allotments Received	Adjustments (Withdrawal, Realignment)	Transfer To	Transfer From CO	Adjusted Total Allotments	1st Quarter Ending March 31	2nd Quarter Ending June 30	3rd Quarter Ending Sept 30
1	2	3	4	5=(3+4)	6	7	8	9	10=[(6+(-)7)-8+9]	11	12	13
I. Agency Specific Budget	1 01 101											
<i>General Administration and Support</i>		-	149,000.00	149,000.00	-	-	-	149,000.00	149,000.00	-	149,000.00	-
General Administration and Supervision	1 00 000000											
A.1.a	1 00 010000											
CO	5060000000		149,000.00	149,000.00				149,000.00	149,000.00		149,000.00	
Support to Operations	2 00 000000	-	7,700.00	7,700.00	-	-	-	7,700.00	7,700.00	-	-	-
103002000200000	2 00 010000											
MOOE	5020000000		7,700.00	7,700.00				7,700.00	7,700.00			
Operations	3 00 000000	95,223,000.00	7,381,682.40	102,604,682.40	95,223,000.00	-	-	7,381,682.40	102,604,682.40	35,673,453.72	34,556,029.21	15,917,118.87
MFO 2- SCIENCE AND TECHNOLOGY FUNDING ASSISTANCE	3 01 00 0000	-	7,381,682.40	7,381,682.40	-	-	-	7,381,682.40	7,381,682.40	207,574.50	1,697,661.48	3,872,105.96
A.III.b.1	3 01 01 0000											
MOOE	5020000000		7,381,682.40	7,381,682.40				7,381,682.40	7,381,682.40	207,574.50	1,697,661.48	3,872,105.96
MFO 3- Regional Science and Technology	3 01 00 0000	95,223,000.00	-	95,223,000.00	95,223,000.00	-	-	-	95,223,000.00	35,465,879.22	32,858,367.73	12,045,012.91
Services	3 01 01 0000											
A.III.c.1	3 01 01 0000											
PS	5010000000	23,586,000.00	943,750.00	24,529,750.00	24,529,750.00	-	-	-	24,529,750.00	5,503,479.94	7,141,426.25	5,209,345.06
MOOE	5020000000	7,413,000.00	(943,750.00)	6,469,250.00	6,469,250.00	-	-	-	6,469,250.00	1,264,673.58	1,572,580.28	952,748.97
CO	5060000000	1,500,000.00		1,500,000.00	1,500,000.00	-	-	-	1,500,000.00			1,393,000.00
A.III.c.2	3 01 01 0000											
MOOE	5020000000	62,724,000.00		62,724,000.00	62,724,000.00	-	-	-	62,724,000.00	28,697,725.70	24,144,361.20	4,489,918.88
Sub-Total, Agency Specific Budget		95,223,000.00	7,538,382.40	102,761,382.40	95,223,000.00	-	-	7,538,382.40	102,761,382.40	35,673,453.72	34,705,029.21	15,917,118.87
PS	5010000000	23,586,000.00	943,750.00	24,529,750.00	24,529,750.00	-	-	-	24,529,750.00	5,503,479.94	7,141,426.25	5,209,345.06
MOOE	5020000000	70,137,000.00	6,445,632.40	76,582,632.40	69,193,250.00	-	-	7,389,382.40	76,582,632.40	30,169,973.78	27,414,602.96	9,314,773.81
Fin Exp.(if applicable)	5030000000	-	-	-	-	-	-	-	-	-	-	-
CO	5060000000	1,500,000.00	149,000.00	1,649,000.00	1,500,000.00	-	-	149,000.00	1,649,000.00	-	149,000.00	1,393,000.00

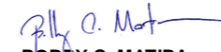
Particulars	UACS CODE	Appropriations			Allotments					Current Year Obligations		
		Authorized Appropriation	Adjustments (Transfer To/From, Realignment)	Adjusted Appropriations	Allotments Received	Adjustments (Withdrawal, Realignment)	Transfer To	Transfer From CO	Adjusted Total Allotments	1st Quarter Ending March 31	2nd Quarter Ending June 30	3rd Quarter Ending Sept 30
1	2	3	4	5=(3+4)	6	7	8	9	10=[(6+(-)7)-8+9]	11	12	13
II. Automatic Appropriations		1,812,170.00	-	1,812,170.00	1,812,170.00	-	-	-	1,812,170.00	444,147.48	464,004.43	451,766.49
RLIP PS	5010000000	1,812,170.00		1,812,170.00	1,812,170.00				1,812,170.00	444,147.48	464,004.43	451,766.49
Sub-Total, Automatic Appropriations		1,812,170.00	-	1,812,170.00	1,812,170.00	-	-	-	1,812,170.00	444,147.48	464,004.43	451,766.49
PS	5010000000	1,812,170.00		1,812,170.00	1,812,170.00				1,812,170.00	444,147.48	464,004.43	451,766.49
MOOE	5020000000	-		-	-				-	-	-	-
Fin Exp.(if applicable)	5030000000	-		-	-				-	-	-	-
CO	5060000000	-		-	-				-	-	-	-
III. Special Purpose Fund (Please specify)		3,109,560.00	-	3,109,560.00	3,109,560.00	-	-	-	3,109,560.00	62,904.00	-	-
PS - MPBF	5010000000	2,614,965.00		2,614,965.00	2,614,965.00				2,614,965.00			
PS - PGF	5010000000	494,595.00		494,595.00	494,595.00				494,595.00	62,904.00		
Sub-Total, Special Purpose Fund		3,109,560.00	-	3,109,560.00	3,109,560.00	-	-	-	3,109,560.00	62,904.00	-	-
PS	5010000000	3,109,560.00		3,109,560.00	3,109,560.00				3,109,560.00	62,904.00		
MOOE	5020000000	-		-	-				-	-	-	-
Fin Exp.(if applicable)	5030000000	-		-	-				-	-	-	-
CO	5060000000	-		-	-				-	-	-	-
GRAND TOTAL		100,144,730.00	7,538,382.40	107,683,112.40	100,144,730.00	-	-	7,538,382.40	107,683,112.40	36,180,505.20	35,169,033.64	16,368,885.36
PS		28,507,730.00	943,750.00	29,451,480.00	29,451,480.00				29,451,480.00	6,010,531.42	7,605,430.68	5,661,111.55
MOOE		70,137,000.00	6,445,632.40	76,582,632.40	69,193,250.00			7,389,382.40	76,582,632.40	30,169,973.78	27,414,602.96	9,314,773.81
Fin Exp.(if applicable)		-	-	-	-			-	-	-	-	-
CO		1,500,000.00	149,000.00	1,649,000.00	1,500,000.00			149,000.00	1,649,000.00	-	149,000.00	1,393,000.00
Recapitulation by MFO:		95,223,000.00	7,381,682.40	102,604,682.40	95,223,000.00	-	-	7,381,682.40	102,604,682.40	35,673,453.72	34,556,029.21	15,917,118.87
MFO 1		-	-	-	-			-	-	-	-	-
MFO 2		-	7,381,682.40	7,381,682.40	-			7,381,682.40	7,381,682.40	207,574.50	1,697,661.48	3,872,105.96
MFO 3		95,223,000.00	-	95,223,000.00	95,223,000.00			-	95,223,000.00	35,465,879.22	32,858,367.73	12,045,012.91
OF WHICH:												
Major Programs/Projects												
KRA No. 3: Rapid, inclusive and sustained economic growth		95,223,000.00		95,223,000.00	95,223,000.00	-	-	7,381,682.40	102,604,682.40	35,673,453.72	34,556,029.21	15,917,118.87
		Certified Correct:										
		 MAY S. MANALO Budget Officer				Certified Correct:  JEFFREY D. VARELA Accountant III						

X	Current Year Appropriations
	Supplemental Appropriations
	Continuing Appropriations

Particulars	Current Year Disbursements						Balances				
	4th Quarter Ending Dec 31	Total	1st Quarter Ending March 31	2nd Quarter Ending June 30	3rd Quarter Ending Sept 30	4th Quarter Ending Dec 31	Total	Unreleased Appropriations	Unobligated Allotment	Unpaid Obligations (15-20) = (23+24)	
	14	15=(11+12+13+14)	16	17	18	19	20=(16+17+18+19)	21=(5-10)	22=(10-15)	Due and Demandable 23	Not Yet Due and Demandable 24
I. Agency Specific Budget											
General Administration and Support	-	149,000.00	-	149,000.00	-	-	149,000.00	-	-	-	-
General Administration and Supervision											
A.1.a											
CO		149,000.00		149,000.00			149,000.00	-	-	-	-
Support to Operations	7,700.00	7,700.00	-	-	-	7,700.00	7,700.00	-	-	-	-
103002000200000											
MOOE	7,700.00	7,700.00				7,700.00	7,700.00	-	-	-	-
Operations	16,361,699.60	102,508,301.40	35,034,814.38	35,079,675.92	13,307,670.60	18,768,133.11	102,190,294.01	-	96,381.00	318,007.39	-
MFO 2- SCIENCE AND TECHNOLOGY											
FUNDING ASSISTANCE	1,510,756.46	7,288,098.40	207,574.50	1,582,668.85	1,631,716.82	3,822,252.73	7,244,212.90	-	93,584.00	43,885.50	-
A.III.b.1											
MOOE	1,510,756.46	7,288,098.40	207,574.50	1,582,668.85	1,631,716.82	3,822,252.73	7,244,212.90	-	93,584.00	43,885.50	-
MFO 3- Regional Science and Technolog											
Services	14,850,943.14	95,220,203.00	34,827,239.88	33,497,007.07	11,675,953.78	14,945,880.38	94,946,081.11	-	2,797.00	274,121.89	-
A.III.c.1											
PS	6,675,498.75	24,529,750.00	5,503,479.94	7,141,426.25	5,209,345.06	6,675,498.75	24,529,750.00	-	-	-	-
MOOE	2,679,247.17	6,469,250.00	1,238,009.49	1,599,244.37	919,562.63	2,673,311.62	6,430,128.11	-	-	39,121.89	-
CO	104,203.00	1,497,203.00			1,393,000.00	104,203.00	1,497,203.00	-	2,797.00	-	-
A.III.c.2											
MOOE	5,391,994.22	62,724,000.00	28,085,750.45	24,756,336.45	4,154,046.09	5,492,867.01	62,489,000.00	-	-	235,000.00	-
Sub-Total, Agency Specific Budget	16,369,399.60	102,665,001.40	35,034,814.38	35,228,675.92	13,307,670.60	18,775,833.11	102,346,994.01	-	96,381.00	318,007.39	-
PS	6,675,498.75	24,529,750.00	5,503,479.94	7,141,426.25	5,209,345.06	6,675,498.75	24,529,750.00	-	-	-	-
MOOE	9,589,697.85	76,489,048.40	29,531,334.44	27,938,249.67	6,705,325.54	11,996,131.36	76,171,041.01	-	93,584.00	318,007.39	-
Fin Exp. (if applicable)	-	-	-	-	-	-	-	-	-	-	-
CO	104,203.00	1,646,203.00	-	149,000.00	1,393,000.00	104,203.00	1,646,203.00	-	2,797.00	-	-

Particulars	Current Year Disbursements						Balances				
	4th Quarter Ending Dec 31	Total	1st Quarter Ending March 31	2nd Quarter Ending June 30	3rd Quarter Ending Sept 30	4th Quarter Ending Dec 31	Total	Unreleased Appropriations	Unobligated Allotment	Unpaid Obligations (15-20) = (23+24)	
										Due and Demandable	Not Yet Due and Demandable
1	14	15=(11+12+13+14)	16	17	18	19	20=(16+17+18+19)	21=(5-10)	22=(10-15)	23	24
II. Automatic Appropriations	452,251.60	1,812,170.00	444,147.48	464,004.43	451,766.49	452,251.60	1,812,170.00	-	-	-	-
<i>RLIP</i> PS	452,251.60	1,812,170.00	444,147.48	464,004.43	451,766.49	452,251.60	1,812,170.00	-	-	-	-
Sub-Total, Automatic Appropriations	452,251.60	1,812,170.00	444,147.48	464,004.43	451,766.49	452,251.60	1,812,170.00	-	-	-	-
PS	452,251.60	1,812,170.00	444,147.48	464,004.43	451,766.49	452,251.60	1,812,170.00	-	-	-	-
MOOE	-	-	-	-	-	-	-	-	-	-	-
Fin Exp.(if applicable)	-	-	-	-	-	-	-	-	-	-	-
CO	-	-	-	-	-	-	-	-	-	-	-
III. Special Purpose Fund (Please specify)	3,046,457.43	3,109,361.43	62,904.00	-	-	2,394,837.43	2,457,741.43	-	198.57	651,620.00	-
PS - MPBF	2,614,965.00	2,614,965.00	-	-	-	1,963,345.00	1,963,345.00	-	-	651,620.00	-
PS - PGF	431,492.43	494,396.43	62,904.00	-	-	431,492.43	494,396.43	-	198.57	-	-
Sub-Total, Special Purpose Fund	3,046,457.43	3,109,361.43	62,904.00	-	-	2,394,837.43	2,457,741.43	-	198.57	651,620.00	-
PS	3,046,457.43	3,109,361.43	62,904.00	-	-	2,394,837.43	2,457,741.43	-	198.57	651,620.00	-
MOOE	-	-	-	-	-	-	-	-	-	-	-
Fin Exp.(if applicable)	-	-	-	-	-	-	-	-	-	-	-
CO	-	-	-	-	-	-	-	-	-	-	-
GRAND TOTAL	19,868,108.63	107,586,532.83	35,541,865.86	35,692,680.35	13,759,437.09	21,622,922.14	106,616,905.44	-	96,579.57	969,627.39	-
PS	10,174,207.78	29,451,281.43	6,010,531.42	7,605,430.68	5,661,111.55	9,522,587.78	28,799,661.43	-	198.57	651,620.00	-
MOOE	9,589,697.85	76,489,048.40	29,531,334.44	27,938,249.67	6,705,325.54	11,996,131.36	76,171,041.01	-	93,584.00	318,007.39	-
Fin Exp.(if applicable)	-	-	-	-	-	-	-	-	-	-	-
CO	104,203.00	1,646,203.00	-	149,000.00	1,393,000.00	104,203.00	1,646,203.00	-	2,797.00	-	-
Recapitulation by MFO:	16,361,699.60	102,508,301.40	35,034,814.38	35,079,675.92	13,307,670.60	18,768,133.11	102,190,294.01	-	96,381.00	318,007.39	-
MFO 1	-	-	-	-	-	-	-	-	-	-	-
MFO 2	1,510,756.46	7,288,098.40	207,574.50	1,582,668.85	1,631,716.82	3,822,252.73	7,244,212.90	-	93,584.00	43,885.50	-
MFO 3	14,850,943.14	95,220,203.00	34,827,239.88	33,497,007.07	11,675,953.78	14,945,880.38	94,946,081.11	-	2,797.00	274,121.89	-
OF WHICH:											
Major Programs/Projects											
KRA No. 3: Rapid, inclusive and sustained economic growth	16,361,699.60	102,508,301.40	35,034,814.38	35,079,675.92	13,307,670.60	18,768,133.11	102,190,294.01	(7,381,682.40)	96,381.00	318,007.39	-

Recommending Approval:


BOBBY C. MATIRA
 Chief Administrative Officer

Approved By:


DR. MA. JOSEFINA P. ABILAY
 Regional Director