



Particulars	UACS CODE	Appropriations				Allotments				Current Year Obligations		
		Authorized Appropriation	Adjustments (Transfer To)/From, Realignment	Adjusted Appropriations	Allotments Received	Adjustments (Withdrawal, Realignment)	Transfer To	Transfer From	Adjusted Total Allotments	1st Quarter Ending March 31	2nd Quarter Ending June 30	3rd Quarter Ending Sept 30
1	2	3	4	5=(3+4)	6	7	8	9	10=[(6+(-)7)-8+9]	11	12	13
Janitorial Services	5021202000	230,000.00		230,000.00	230,000.00	7,341.81			237,341.81	47,511.81	70,513.75	44,268.75
Security Services	5021203000	270,000.00		270,000.00	270,000.00	(33,837.50)			236,162.50	68,204.49	72,784.53	56,786.74
Other General Services	5021299000	400,000.00		400,000.00	400,000.00	490,644.24			890,644.24	213,554.27	296,960.69	248,801.22
Repairs and Maintenance	5021300000											
Buildings and Other Structures - Buildings	5021304001	200,000.00	(150,000.00)	50,000.00	50,000.00	(39,780.00)			10,220.00		7,675.00	2,545.00
Office Equipment	5021305002	75,000.00		75,000.00	75,000.00	(28,350.00)			46,650.00	1,950.00	500.00	4,200.00
Motor Vehicles	5021306001	230,000.00	(80,000.00)	150,000.00	150,000.00	(52,854.00)			97,146.00	33,047.09	19,096.80	11,880.70
Furniture and Fixtures	5021307000	60,000.00		60,000.00	60,000.00	(29,200.00)			30,800.00			
Financial Assistance/Subsidy	5021400000											
Financial Assistance to NGAs	5021402000		7,381,682.40	7,381,682.40			7,381,682.40		7,381,682.40	207,574.50	1,697,661.48	3,872,105.96
Subsidies -Others	5021499000	62,724,000.00		62,724,000.00	62,724,000.00				62,724,000.00	28,697,725.70	24,144,361.20	4,489,918.88
Taxes, Insurance Premiums & Other Fees	5021500000											
Taxes, Duties and Licenses	5021501001	30,000.00		30,000.00	30,000.00	(20,972.88)			9,027.12	3,679.06	5,348.06	-
Fidelity Bond Premiums	5021502000	32,000.00		32,000.00	32,000.00	18,520.00			50,520.00	10,875.00	20,625.00	3,750.00
Insurance Expenses	5021503000	83,000.00		83,000.00	83,000.00	5,369.83			88,369.83	9,186.87	-	58,746.20
Other Maintenance & Other Operating Exp.	5029900000											
Printing and Publication Expenses	5029902000	124,000.00		124,000.00	124,000.00	(19,299.10)			104,700.90	3,333.00	-	167.00
Representation Expenses	5029903000	386,000.00		386,000.00	386,000.00	179,796.77			565,796.77	63,216.80	9,342.51	41,641.35
Transportation and Delivery Services	5029904000	10,000.00		10,000.00	10,000.00	(8,627.94)			1,372.06			1,372.06
Rent - Buildings and Structures	5029905001	100,000.00		100,000.00	100,000.00	93,552.79			193,552.79	45,030.00	48,840.93	16,280.31
Rent - Land	5029905002			-		300.00			300.00		300.00	-
Rent - Motor Vehicles	5029905003			-		4,000.00			4,000.00	4,000.00	-	-
Rent - Equipment	5029905004	120,000.00		120,000.00	120,000.00	(120,000.00)			-			-
Membership Dues & Contributions to Org.	5029906000	10,000.00		10,000.00	10,000.00	17,200.00			27,200.00		26,400.00	-
Subscription Expenses	5029907000	12,000.00		12,000.00	12,000.00	(469.00)			11,531.00	4,154.00	4,223.00	-
Other Maintenance and Operating Expenses	5029999099	32,000.00		32,000.00	32,000.00	55,145.32			87,145.32		57,090.32	-
Capital Outlays		1,500,000.00	149,000.00	1,649,000.00	1,500,000.00	-	-	149,000.00	1,649,000.00	-	149,000.00	1,393,000.00
Info & Communication Technology Equipment	5060405002		117,410.00	117,410.00				117,410.00	117,410.00		117,410.00	
Printing Equipment	5060405012		31,590.00	31,590.00				31,590.00	31,590.00		31,590.00	
Technical and Scientific Equipment	5060405014			-		107,000.00			107,000.00			-
Motor Vehicles	5060406001	1,500,000.00		1,500,000.00	1,500,000.00	(107,000.00)			1,393,000.00			1,393,000.00
B. AUTOMATIC APPROPRIATIONS		1,812,170.00	-	1,812,170.00	1,812,170.00	-	-	-	1,812,170.00	444,147.48	464,004.43	451,766.49
Retirement and Life Insurance Premiums	5010301000	1,812,170.00		1,812,170.00	1,812,170.00				1,812,170.00	444,147.48	464,004.43	451,766.49
C. SPECIAL PURPOSE FUNDS		2,614,965.00	-	2,614,965.00	2,614,965.00	-	-	-	2,614,965.00	-	-	-
Miscellaneous Personnel Benefits Fund												
Performance Based Bonus	5010299014	651,620.00		651,620.00	651,620.00				651,620.00			
Salaries and Wages	5010101000	310,217.61		310,217.61	310,217.61				310,217.61			
PERA - Civilian	5010201001	78,000.00		78,000.00	78,000.00				78,000.00			
Pag-Ibig Contributions	5010302001	3,900.00		3,900.00	3,900.00				3,900.00			
PHILHEALTH Contributions	5010303001	12,937.50		12,937.50	12,937.50				12,937.50			
ECC Contributions	5010304001	3,900.00		3,900.00	3,900.00				3,900.00			
Retirement and Life Insurance Premiums	5010301000	2,792.12		2,792.12	2,792.12				2,792.12			
Magna Carta												
Subsistence Allowance	5010205000	166,283.90		166,283.90	166,283.90				166,283.90			
Laundry	5010206000	19,500.00		19,500.00	19,500.00				19,500.00			
Hazard Pay	5010211000	1,119,860.82		1,119,860.82	1,119,860.82				1,119,860.82			
Longevity Pay	5010212000	245,953.05		245,953.05	245,953.05				245,953.05			
GRAND TOTAL		100,144,730.00	7,538,382.40	107,683,112.40	100,144,730.00	-	-	7,538,382.40	107,683,112.40	36,180,505.20	35,169,033.64	16,368,885.36


Certified Correct:

MAY S. MANALO
 Budget Officer

Certified Correct:

JEFFREY D. VARELA
 Accountant III

Particulars	UACS CODE	Current Year Disbursements							Balances			
		4th Quarter Ending Dec 31	Total	1st Quarter Ending March 31	2nd Quarter Ending June 30	3rd Quarter Ending Sept 30	4th Quarter Ending Dec 31	Total	Unreleased Appropriations	Unobligated Allotment	Unpaid Obligations (15-20) =(23+24)	
		14	15=(11+12+13+14)	16	17	18	19	20=(16+17+18+19)	21=(5-10)	22=(10-15)	23	24
Janitorial Services	5021202000	75,047.50	237,341.81	47,511.81	70,513.75	44,268.75	72,047.50	234,341.81	-	-	3,000.00	-
Security Services	5021203000	38,386.74	236,162.50	64,204.49	76,784.53	56,786.74	38,386.74	236,162.50	-	-	-	-
Other General Services	5021299000	131,328.06	890,644.24	204,785.18	305,729.78	247,501.22	132,628.06	890,644.24	-	-	-	-
Repairs and Maintenance	5021300000											
Buildings and Other Structures - Buildings	5021304001	-	10,220.00	-	7,675.00	2,545.00	-	10,220.00	-	-	-	-
Office Equipment	5021305002	40,000.00	46,650.00	1,950.00	500.00	-	44,200.00	46,650.00	-	-	-	-
Motor Vehicles	5021306001	33,121.41	97,146.00	33,047.09	19,096.80	11,880.70	33,121.41	97,146.00	-	-	-	-
Furniture and Fixtures	5021307000	30,800.00	30,800.00	-	-	-	30,800.00	30,800.00	-	-	-	-
Financial Assistance/Subsidy	5021400000											
Financial Assistance to NGAs	5021402000	1,510,756.46	7,288,098.40	207,574.50	1,582,668.85	1,631,716.82	3,822,252.73	7,244,212.90	-	93,584.00	43,885.50	-
Subsidies -Others	5021499000	5,391,994.22	62,724,000.00	28,085,750.45	24,756,336.45	4,154,046.09	5,492,867.01	62,489,000.00	-	-	235,000.00	-
Taxes, Insurance Premiums & Other Fees	5021500000											
Taxes, Duties and Licenses	5021501001	-	9,027.12	3,679.06	5,348.06	-	-	9,027.12	-	-	-	-
Fidelity Bond Premiums	5021502000	15,270.00	50,520.00	10,875.00	20,625.00	3,750.00	15,270.00	50,520.00	-	-	-	-
Insurance Expenses	5021503000	20,436.76	88,369.83	9,186.87	-	58,746.20	20,436.76	88,369.83	-	-	-	-
Other Maintenance & Other Operating Exp.	5029900000											
Printing and Publication Expenses	5029902000	101,200.90	104,700.90	3,333.00	-	167.00	101,200.90	104,700.90	-	-	-	-
Representation Expenses	5029903000	451,596.11	565,796.77	63,216.80	9,342.51	26,271.79	460,815.67	559,646.77	-	-	6,150.00	-
Transportation and Delivery Services	5029904000	-	1,372.06	-	-	1,372.06	-	1,372.06	-	-	-	-
Rent - Buildings and Structures	5029905001	83,401.55	193,552.79	45,030.00	48,840.93	16,280.31	83,401.55	193,552.79	-	-	-	-
Rent - Land	5029905002	-	300.00	-	300.00	-	-	300.00	-	-	-	-
Rent - Motor Vehicles	5029905003	-	4,000.00	4,000.00	-	-	-	4,000.00	-	-	-	-
Rent - Equipment	5029905004	-	-	-	-	-	-	-	-	-	-	-
Membership Dues & Contributions to Org.	5029906000	800.00	27,200.00	-	26,400.00	-	800.00	27,200.00	-	-	-	-
Subscription Expenses	5029907000	3,154.00	11,531.00	4,154.00	4,223.00	-	3,154.00	11,531.00	-	-	-	-
Other Maintenance and Operating Expenses	5029999099	30,055.00	87,145.32	-	57,090.32	-	30,055.00	87,145.32	-	-	-	-
Capital Outlays		104,203.00	1,646,203.00	-	149,000.00	1,393,000.00	104,203.00	1,646,203.00	-	2,797.00	-	-
Info & Communication Technology Equipment	5060405002	-	117,410.00	-	117,410.00	-	-	117,410.00	-	-	-	-
Printing Equipment	5060405012	-	31,590.00	-	31,590.00	-	-	31,590.00	-	-	-	-
Technical and Scientific Equipment	5060405014	104,203.00	104,203.00	-	-	-	104,203.00	104,203.00	-	2,797.00	-	-
Motor Vehicles	5060406001	-	1,393,000.00	-	1,393,000.00	-	-	1,393,000.00	-	-	-	-
B. AUTOMATIC APPROPRIATIONS		452,251.60	1,812,170.00	444,147.48	464,004.43	451,766.49	452,251.60	1,812,170.00	-	-	-	-
Retirement and Life Insurance Premiums	5010301000	452,251.60	1,812,170.00	444,147.48	464,004.43	451,766.49	452,251.60	1,812,170.00	-	-	-	-
C. SPECIAL PURPOSE FUNDS		2,614,965.00	2,614,965.00	-	-	-	1,963,345.00	1,963,345.00	-	-	651,620.00	-
Miscellaneous Personnel Benefits Fund												
Performance Based Bonus	5010299014	651,620.00	651,620.00	-	-	-	-	-	-	-	651,620.00	-
Salaries and Wages	5010101000	310,217.61	310,217.61	-	-	-	310,217.61	310,217.61	-	-	-	-
PERA - Civilian	5010201001	78,000.00	78,000.00	-	-	-	78,000.00	78,000.00	-	-	-	-
Pag-Ibig Contributions	5010302001	3,900.00	3,900.00	-	-	-	3,900.00	3,900.00	-	-	-	-
PHILHEALTH Contributions	5010303001	12,937.50	12,937.50	-	-	-	12,937.50	12,937.50	-	-	-	-
ECC Contributions	5010304001	3,900.00	3,900.00	-	-	-	3,900.00	3,900.00	-	-	-	-
Retirement and Life Insurance Premiums	5010301000	2,792.12	2,792.12	-	-	-	2,792.12	2,792.12	-	-	-	-
Magna Carta												
Subsistence Allowance	5010205000	166,283.90	166,283.90	-	-	-	166,283.90	166,283.90	-	-	-	-
Laundry	5010206000	19,500.00	19,500.00	-	-	-	19,500.00	19,500.00	-	-	-	-
Hazard Pay	5010211000	1,119,860.82	1,119,860.82	-	-	-	1,119,860.82	1,119,860.82	-	-	-	-
Longevity Pay	5010212000	245,953.05	245,953.05	-	-	-	245,953.05	245,953.05	-	-	-	-
GRAND TOTAL		30,678,272.70	107,586,532.83	35,541,865.86	35,692,680.35	13,759,437.09	21,622,922.14	106,616,905.44	-	96,579.57	969,627.39	-

Recommending Approval:

BOBBY C. MATIRA
 Chief Administrative Officer

Approved By:

DR. MA. JOSEFINA P. ABILAY
 Regional Director